

June 5, 2009

Dear Kindergarten Parents,

As kindergarten teachers here at St. Joseph School we want your child to be ready for the start of the 2009-10 school year. We have put together a list of ideas and activities for you to work on with your child. Here are some suggestions of what we would like you to do:

Try to read to your children every day. While reading with your child see if they can **predict** what will happen next, have them **retell** you the story when you are finished reading and ask them what came **first, next, and last**.

Say and sing the alphabet, correct them if they say "elemeno" instead of "l, m, n, o." Practice recognizing upper and lower case letters. See how many they can pair up (matching upper to lower). The website www.abcya.com have activities under **Kindergarten** to practice this skill.

Have your child practice printing their first and last name. Make sure the first letter of their names is upper case and the rest are lower case, e.g., **Peter Piper**. You can make personalized handwriting worksheets for your child at www.handwritingworksheets.com, use the **basic print** option.

See if your child can rote count from 1 - 20, if not work with him/her on learning that skill. Show your child the numerals 1 - 10 and see if they can identify them. If they can't you can practice with him/her using playdough, shaving cr me, cereal, and/or pasta.

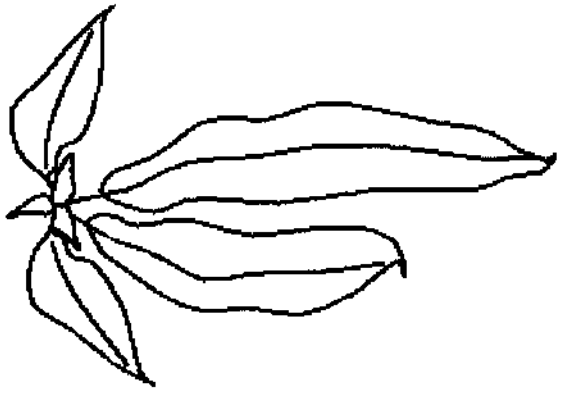
Start working on personnel information such as address, phone number, and birthday.

Use the enclosed activity sheets for colors and shapes to work with your child on the basic shapes and colors.


Children come to kindergarten at various developmental levels. These activities are only suggestions. You may already be working with your child and have other activities that you do. But if you haven't been working with your child see how much of what we listed he/she can do and go from there.

Sincerely,


Andrea Lyden and Shelley Zabroske




I like beans.
Beans are green




I like blueberries.
Blueberries are blue.



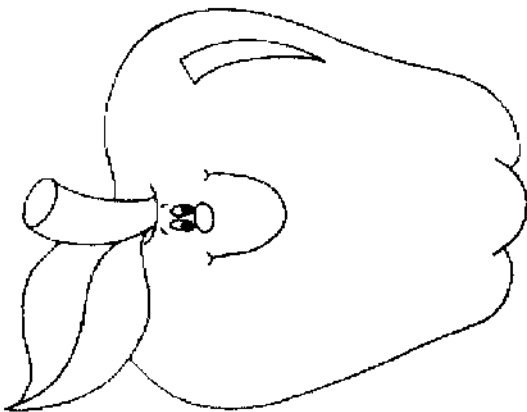
I like bananas.
Bananas are yellow.



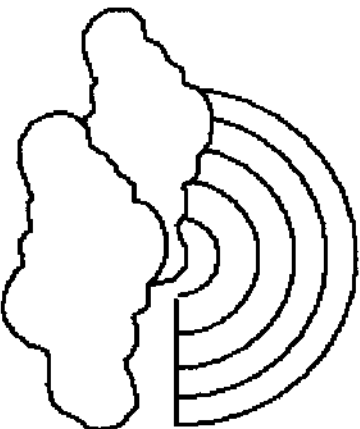
I like grapes.
Grapes are purple.



I like pumpkins.
Pumpkins are orange.



I like apples.
Apples are red.

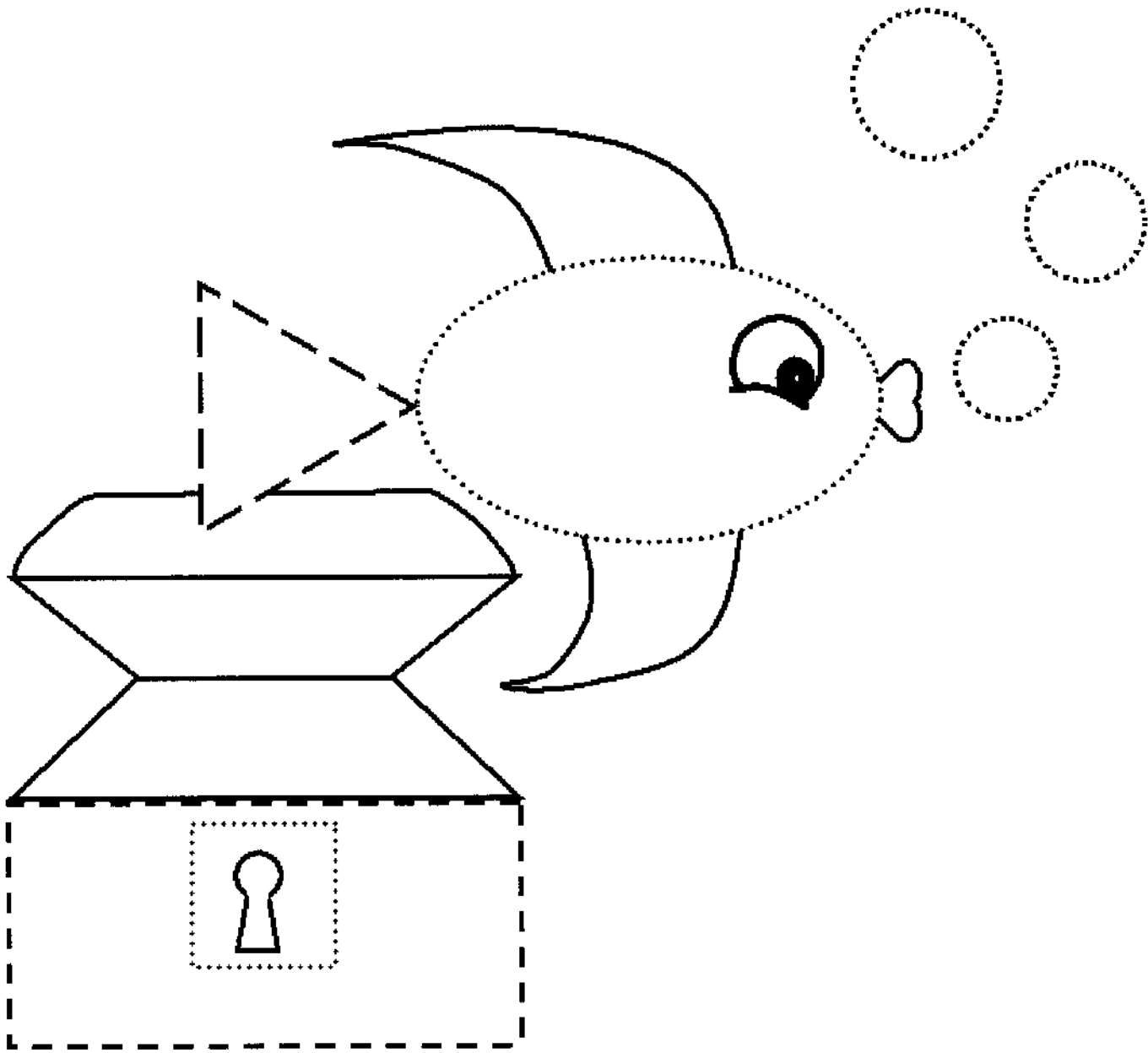







My Itsy Bitsy Colors Book

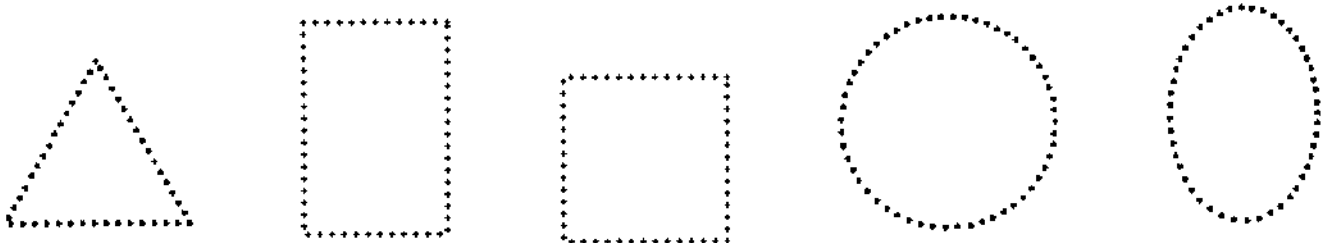
Name: _____


KidZone.ws
Itsy Bitsy Books






Free printables from:
<http://www.kidzone.ws>



Shapes and Colors: Trace the rectangles  and color them brown.
Trace the squares  and color them grey.
Trace the triangles  and color them purple.
Trace the ovals  and color them green.
Trace the circles  and color them blue.





Shapes and Colors: Trace the rectangles  and color them brown.
Trace the squares  and color them grey.
Trace the triangles  and color them green.
Trace the ovals  and color them green.
Trace the circles  and color them red.

